

Publish Date: 14.10.2020 | Rev no: 3

ezi-Fiber LC Quick Assembly Connectors

DINTEK's ezi-FIBER™ Mechanical LC Connectors provide an inexpensive and efficient toolless alternative to terminating fibers without the need for a fusion splicer.

DINTEK's ezi-FIBER™ LC Connectors use V-groove technology to align the fibers together and maintain physical contact between the fibers. No assembly tool is required to ensure the fibers are mated correctly. The resulting connection using the connector results in an average insertion loss of about 0.1dB.

Features

- Minimal tools required
- Low insertion loss of between 0.1-0.2dB
- Environmentally stable
- Easy termination / fast splicing time
- Connectors are re-usable
- Suitable for 250 µm and/or 900 µm buffered fibers
- Uses V-Groove alignment technology
- Can be joined to make duplex, triplex etc

Standards Conformance


- ISO/IEC 11801
- Cenelec EN 50173-1 / TIA-568 C.0
- Data Center Cenelec EN 50173-5
- ISO/IEC 24764/ TIA-942
- Ethernet IEEE 802.3; 10/40/100GbE

Applications

- FTTx
- Pigtail connection in premise environments
- Fiber-to-the-Subscriber (FTTx) applications
- Telecommunications
- CATV
- Local area network



ezi-FIBER LC Connectors



The ezi-FIBER LC connector range comes in various options including OM1, OM2, OM3, OM4 and OS2. Fiber accommodations are 250um / 900um / 2.0mm / 3.0 mm.

Ordering Information

Product Number	Product Name	Connector Type	Color	Mode
2106-02014	ezi-FIBER LC/UPC SM Quick Assembly Connector	LC/UPC	Blue	Singlemode
2106-02015	ezi-FIBER LC/APC SM Quick Assembly Connector	LC/APC	Green	Singlemode
2106-02016	ezi-FIBER LC MM Quick Assembly Connector (50/125)	LC	Beige	Multimode
2106-02017	ezi-FIBER LC MM Quick Assembly Connector (62.5/125)	LC	Beige	Multimode
2106-02018	ezi-FIBER LC MM Quick Assembly Connector (OM3)	LC	Aqua	Multimode
2106-02019	ezi-FIBER LC MM Quick Assembly Connector (OM4)	LC	Aqua	Multimode

Technical Specifications

General Specifications

Cable Size	250um / 900um / 2.0mm / 3.0 mm
Assembly Time	30 seconds (after preparing fiber ends)

Materials Engineering Plastics & Index Matching Gel










Mechanical Data

Pull Strength (kg), Typical 0.5kgf (900um); 6kgf (3.0mm)
Operating Temperature (deg) -40 ~ +80°C
Connector Length 41mm

Performance Data

Insertion Loss (dB), Typical 0.1dB Insertion Loss (dB)
Insertion Loss (dB), Maximum Max 0.2dB
Return Loss (dB), Typical -50 ~ -55dB

Termination Process

		
Remove dust cap and clean ferrule. Connect QLC with fiber VFL to verify connections	Slide on correct boot, and screw cover. Prepare fiber as below. Strip and clean it. Cleave fiber precisely	Take off release key & turn on the checker
		
Insert fiber to LC connector until it touches the fiber inside	Form a small curve. Then, press metal button to connect fibers. You will see no leakage of red light for a low loss	Lock boot and wear dust cap. Now the connection is complete
		
How to re-use connector : Insert the connector insert release key; press down to release the metal button	How to connect a 3.0mm cable : Insert fiber as shown above; cut strength member after locking boot	To make as duplex, triplex & quadruplex : clamp connectors side by side to create multi configurations

DINTEK Electronic Limited

台北市中山區中山北路二段96號 嘉新第二大樓五樓N511
 N511, 5F, 2nd Bldg, No. 96, Sec. 2, Zhongshan N. Rd. Zhongshan Dist., Taipei City 10449, Taiwan
 P: +886-2-22997898 E-mail: sales@dintek.com.tw W: www.dintek.com.tw

2106-0201X